

Choose Individual Borough Figures by Clicking on the Map  
To clear selected area click on a blank area of the map

Select Month **January 2024**



# Tower Hamlets

## 355

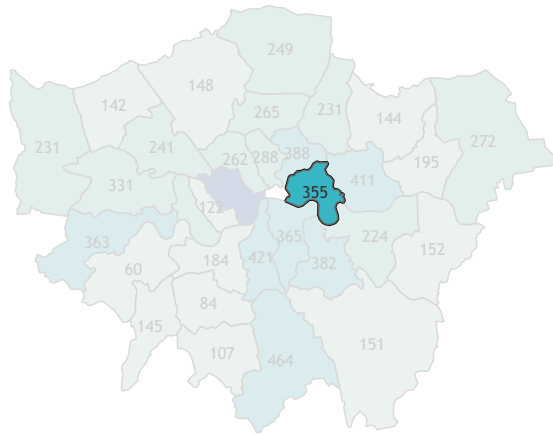
Use of Force forms submitted (in selected month(s))

click on Tactic for breakdown

Total No. of Tactics Used: **606**

Taser Tactics  
**21 (3%)**

Non Taser Tactics  
**585 (97%)**

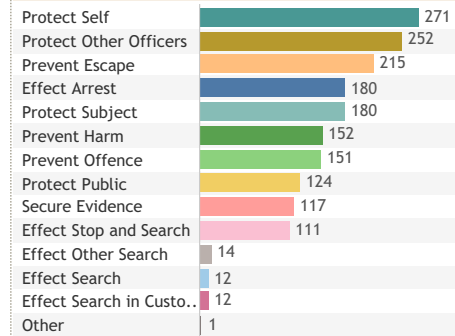


© OpenStreetMap

### What was the officer's main duty & were they single crewed?

	Single Crewed	
	No	Yes
Mobile patrol	276 (99%)	2 (1%)
Foot patrol	16 (100%)	0 (0)
Other	22 (92%)	2 (8%)
Custody	3 (100%)	0 (0)
ARV	10 (91%)	1 (9%)
PSU/Public order	3 (100%)	0 (0)
Roads policing	1 (100%)	0 (0)
CID	9 (100%)	0 (0)
Surveillance	1 (100%)	0 (0)
CTSFO	9 (100%)	0 (0)

### Why did the officer use force?



### Was the officer injured in the incident?

Not applicable, I was not assaulted

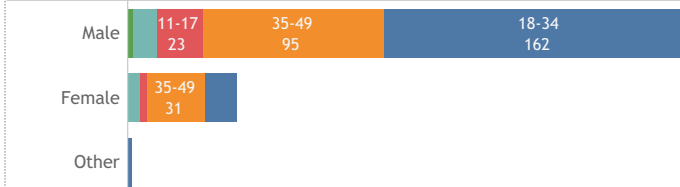
No, I was assaulted but not injured

Yes, I was injured as a result of an assault Minor

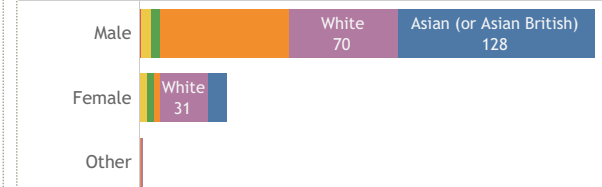
### Where did the incident take place?

Street/Highway	207 (58%)
Dwelling	70 (20%)
Custody block	10 (3%)
Open ground (e.g. park, car park, field)	2 (1%)
Other	21 (6%)
Retail premises	8 (2%)
Hospital/A&E (non-mental-health setting)	11 (3%)
Licensed premises	3 (1%)
Police station (excluding custody block)	8 (2%)
Mental-health setting	1 (0%)
Public transport	8 (2%)
Police vehicle without prisoner handling cage	2 (1%)
Police vehicle with prisoner handling cage	3 (1%)
Ambulance	1 (0%)

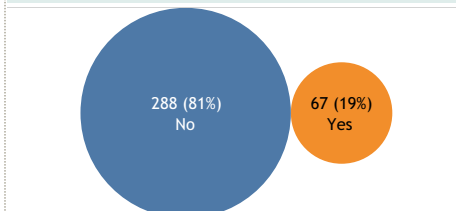
### Subject By Gender & Age



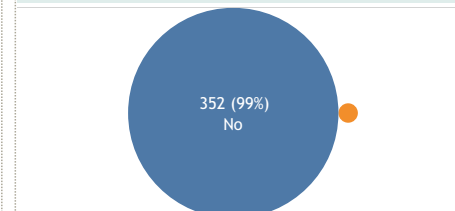
### Subject By Gender & Ethnicity



### Did the subject have a Mental Disability?



### Did the subject have a Physical Disability?



### Was the subject injured in the incident?

No		321 (90%)
Yes	Minor	10 (3%)
Unknown		24 (7%)